



ಬೃಹತ್ ಬೆಂಗಳೂರು ಮಹಾನಗರ ಪಾಲಿಕೆ
Bruhat Bengaluru Mahanagara Palike



BBMP COVID-19 WAR ROOM 29.04.2022



OVERVIEW OF COVID-19 IN BENGALURU



CASE TRENDS

ACTIVE CASES **1,667**

Confirmed Cases

127

17,83,464 #

Recovered Cases

141

17,64,834 #

Death Cases

0

16,963 #



HOSPITALIZATION

7

ICU – V

-

ICU

1

HDU

1

General

5

INCLUDES GOVT. QUOTA AND PRIVATE WALK-IN HOSPITALIZATION



VACCINATION

16,273

1,88,25,402 #

First Dose

3,153

94,87,003 #

Second Dose

4,323

88,78,253 #

Precaution Dose

8,797

4,60,146 #



TRIAGING

MTU

3

Tele Triage

78



ACTIVE CZs

3

MCZs (< 5 cases)

3

Clusters (> 5 cases)

0



TESTING

3,970

2,93,71,162 #

Positivity : 2.90%

*FOR LAST 7 DAYS

RAT

283

RTPCR

3,687

: indicates cumulative numbers till date



ABSTRACT OF COVID-19 SCENARIO IN BENGALURU



	MALE			FEMALE			TRANSGENDER			TOTAL		
	Last 24 Hours	Last 7 Days	Cumulative	Last 24 Hours	Last 7 Days	Cumulative	Last 24 Hours	Last 7 Days	Cumulative	Last 24 Hours	Last 7 Days	Cumulative
Positive Cases	85	444	10,54,930	42	273	7,28,343	0	0	191	127	717	17,83,464
Recovered Cases	76	350	10,42,642	65	220	7,22,009	0	0	183	141	570	17,64,834
Death Cases	0	0	10,744	0	0	6,215	0	0	4	0	0	16,963
Total Tests Done	In Last 24 hrs. : 3,970			In last 7 days : 24,739			Cumulative : 2,93,71,162					
Vaccine Doses Administered	In Last 24 hrs. : 16,273			In last 7 days : 1,09,364			Cumulative : 1,88,25,402					
ACTIVE CASES									1,667			

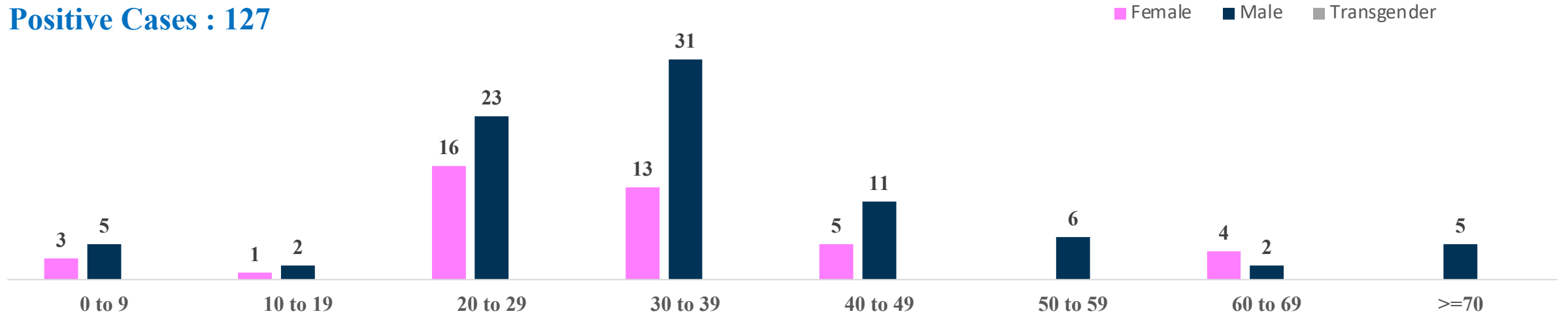
*Covid deaths occurred today : 00 | Covid deaths occurred beyond last 24 hrs., reported today : 00



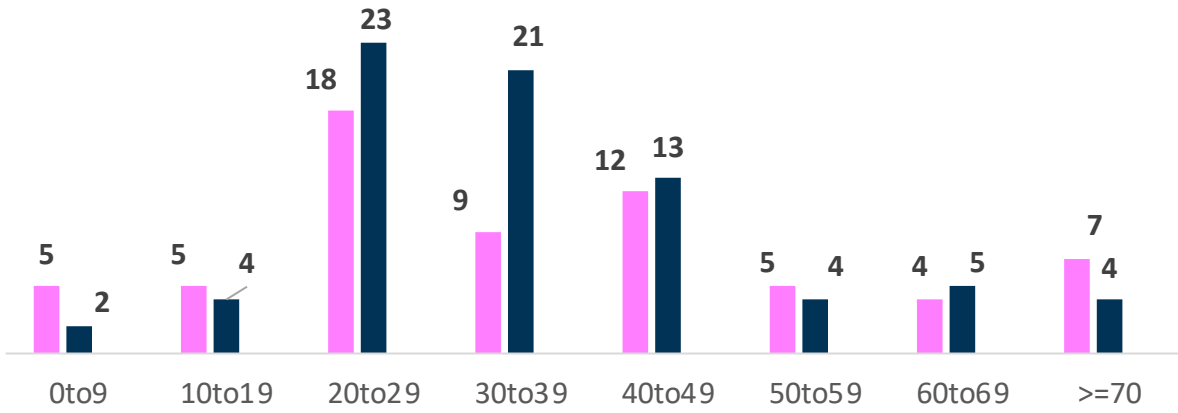
LAST 24 HOURS AGE GROUP AND GENDER WISE DISTRIBUTION



Positive Cases : 127



Recovered Cases : 141

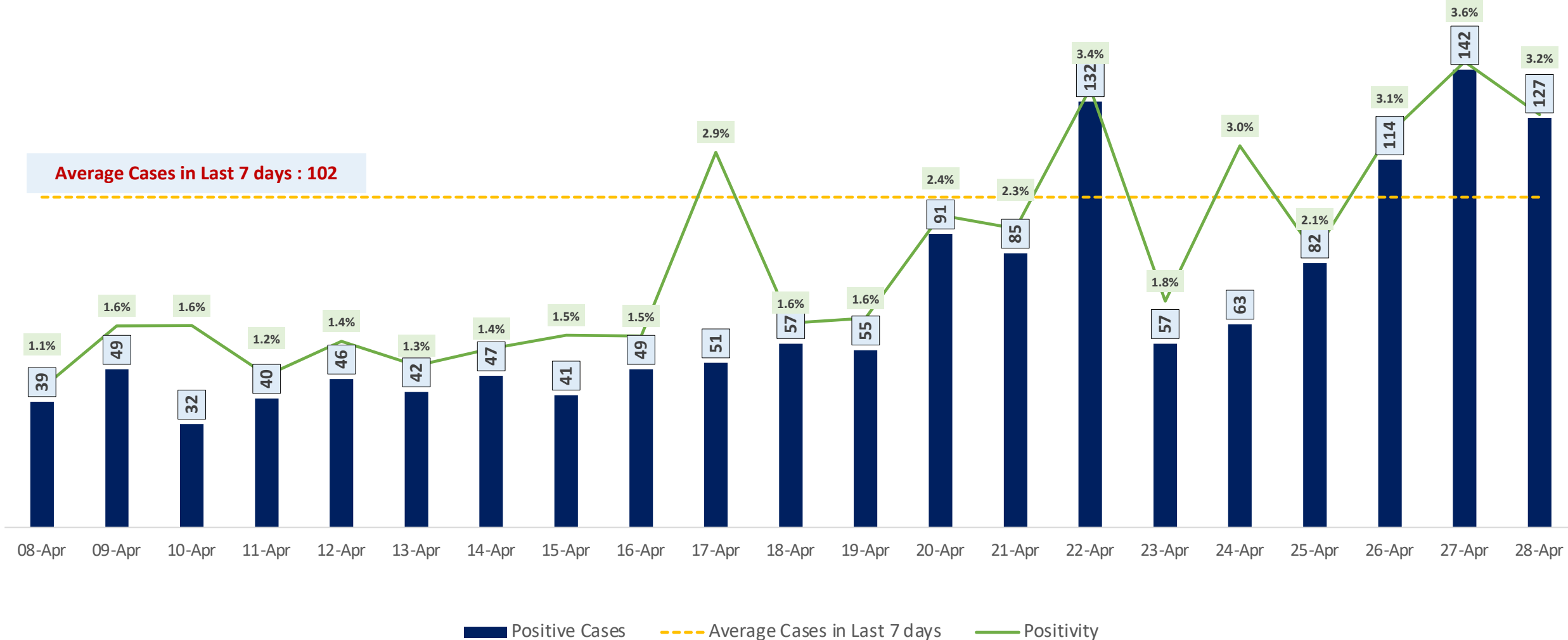


Death Cases : 0



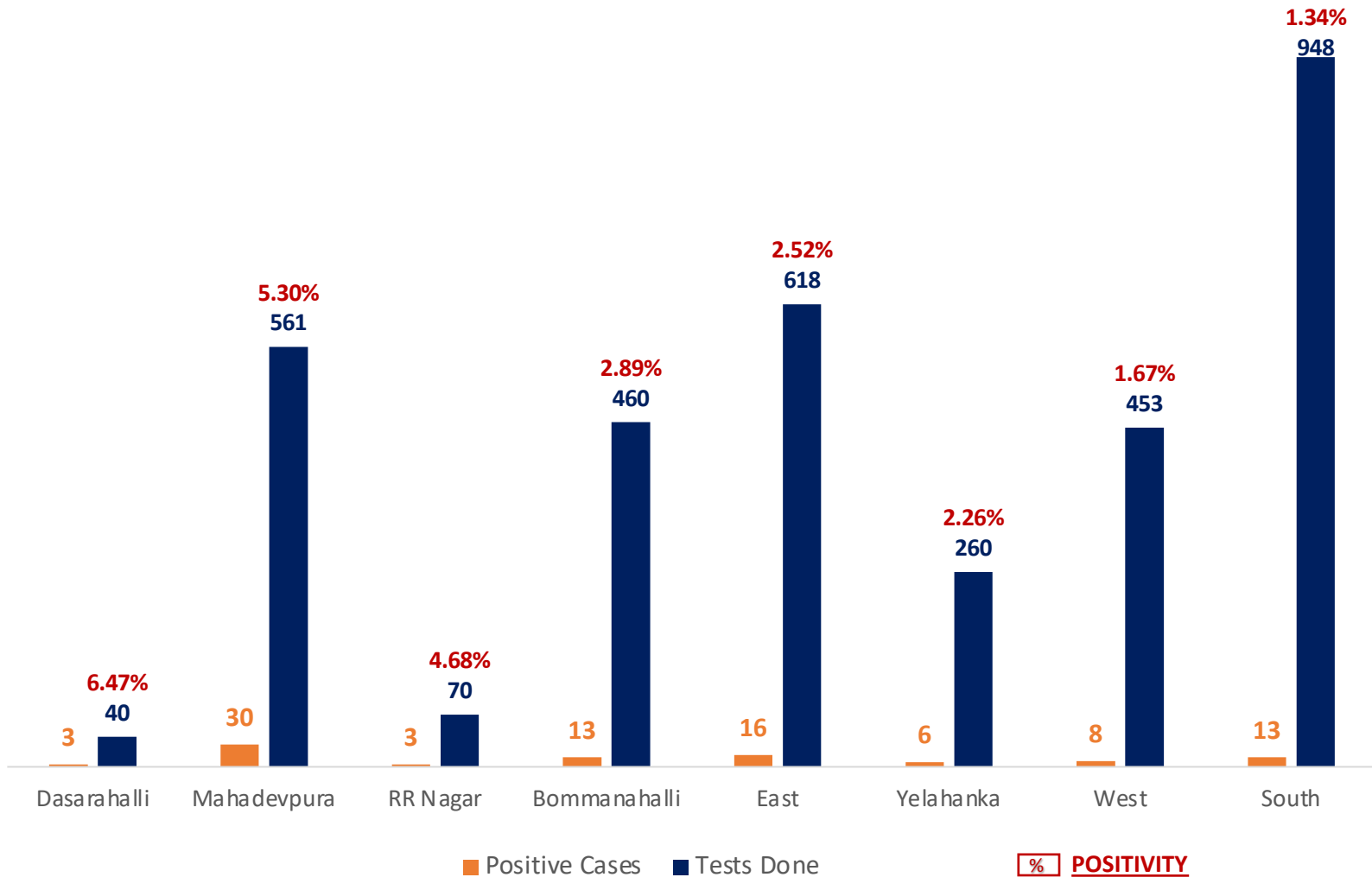


POSITIVITY RATE OF BENGALURU – LAST 21 DAYS





ZONE WISE COVID19 CASE MANAGEMENT FOR LAST 7 DAYS



Zone Name	Hospital/CCC	Home isolation	Under Tracing
BOMMANAHALLI	0.00%	100.00%	0.00%
DASARAHALLI	0.00%	100.00%	0.00%
EAST	0.00%	100.00%	0.00%
MAHADEVAPURA	0.47%	99.53%	0.00%
RR NAGAR	0.00%	100.00%	0.00%
SOUTH	2.50%	97.50%	0.00%
WEST	2.08%	97.92%	0.00%
YELAHANKA	2.86%	97.14%	0.00%



TESTING TRENDS IN BENGALURU

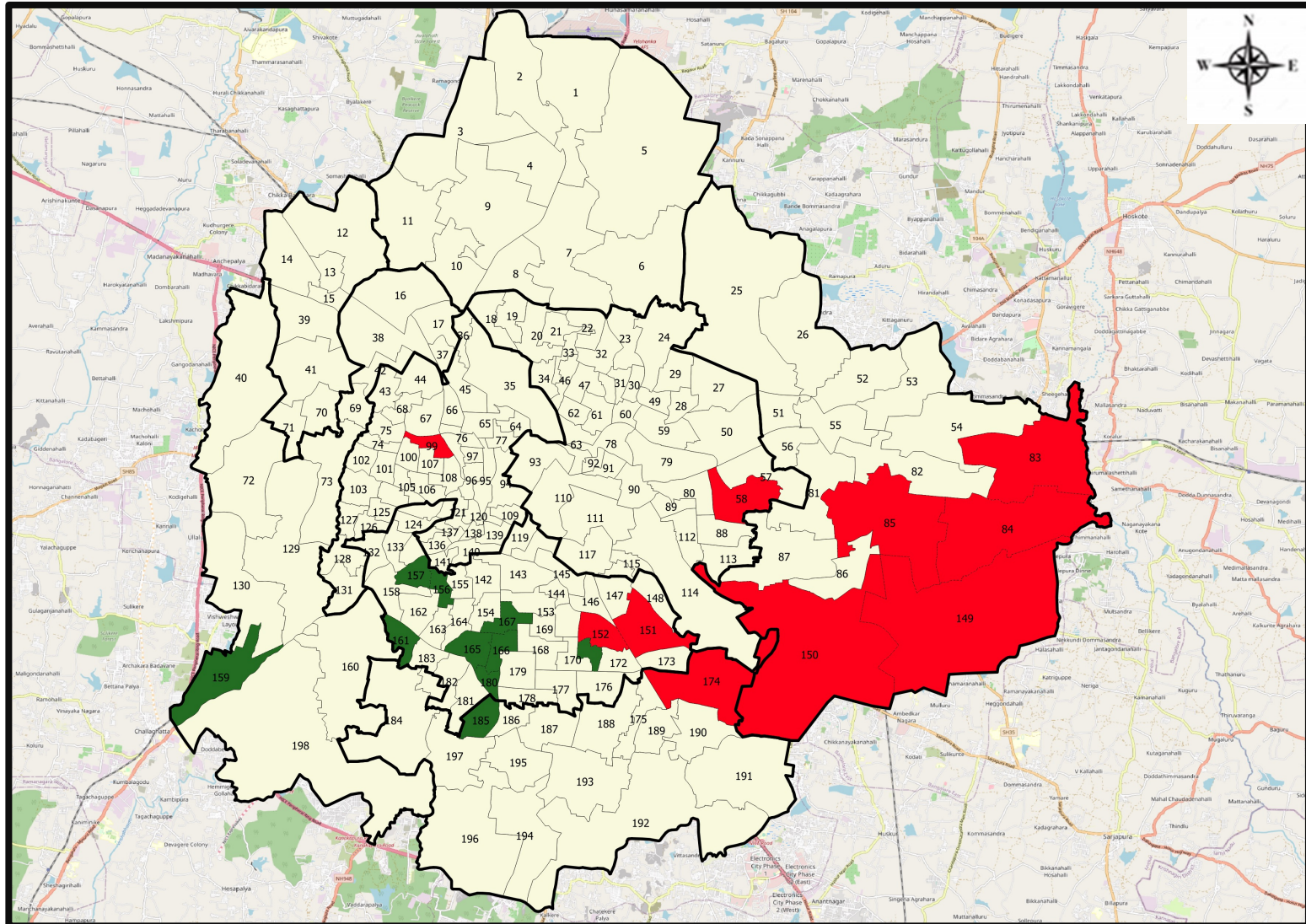


Total Test Conducted Till Date	Test Conducted Last 24 hours	Last 7 Days Average
2,93,71,162	3,970	3,534





BENGALURU URBAN MAP SHOWING TREND OF POSITIVE CASES IN LAST 7 DAYS



Top 10 wards reporting highest number of positive cases in last 7 days

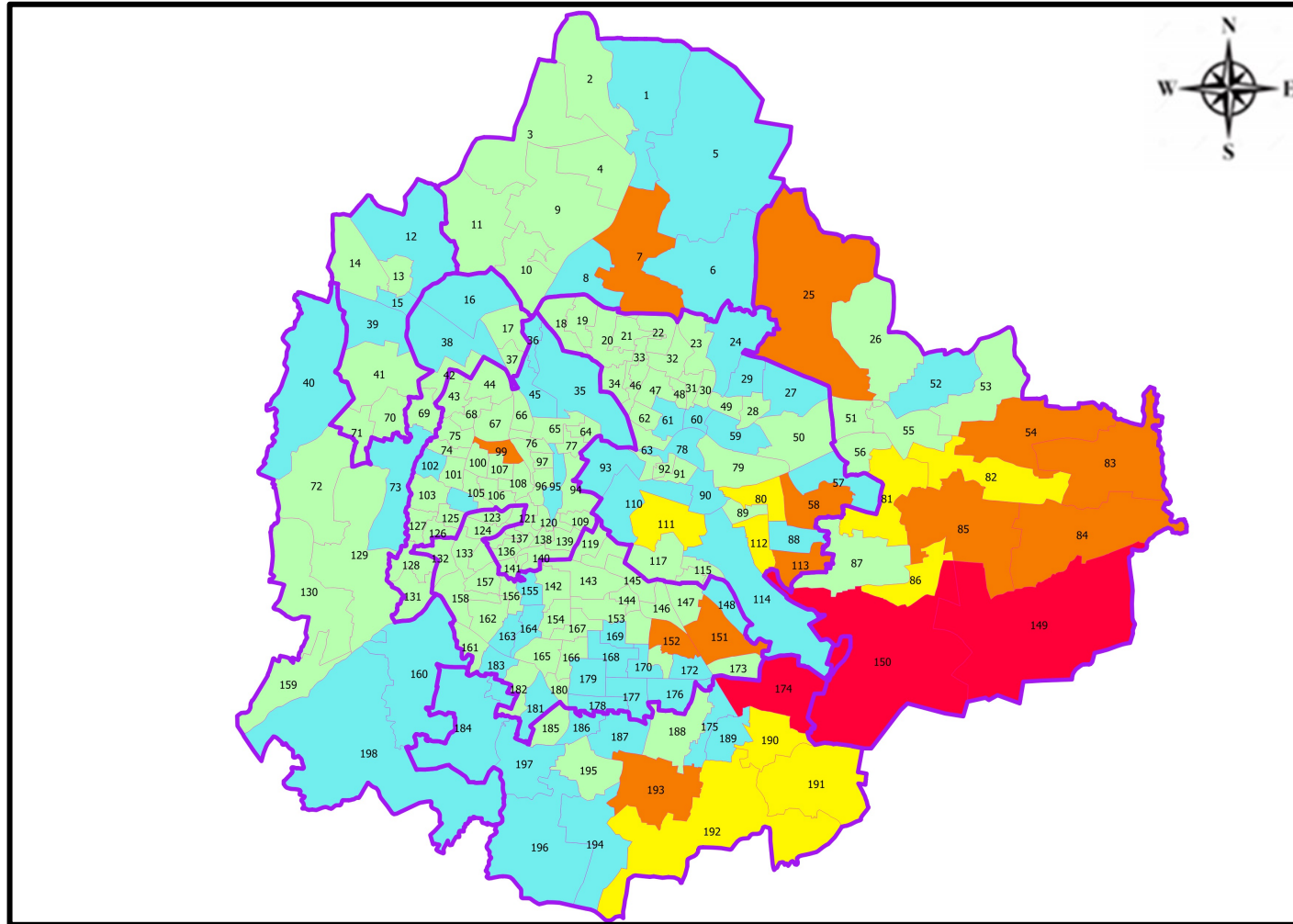
Ward No.	Ward Name	Daily Cases Average
150	Bellanduru	9
149	Varthuru	5
174	HSR Layout	4
84	Hagadur	3
85	Dodda Nekkundi	3
83	Kadugodi	3
58	New Tippasandra	2
99	Rajajinagar	2
151	Koramangala	2
152	Suddagunte Palya	2







Top 10 wards reporting least number of positive cases in last 7 days

Ward No.	Ward Name	Daily Cases Average
185	Yelchenahalli	0
180	Banashankari Temple Ward	0
171	Gurappanapalya	0
167	Yediyur	0
166	Karisandra	0
165	Ganesh Mandiara Ward	0
161	Hosakerehalli	0
159	Kengeri	0
157	Gali Anjaneya Temple	0
156	Srinagara	0



BENGALURU MAP SHOWING INTENSITY OF POSITIVE CASES IN LAST 7 DAYS



-  Level 1 : 0 to 1 Cases
-  Level 2 : 1 to 05 Cases
-  Level 3 : 05 to 10 Cases
-  Level 4 : 10 to 25 Cases
-  Level 5 : More than 25 Cases
-  Zone Boundaries

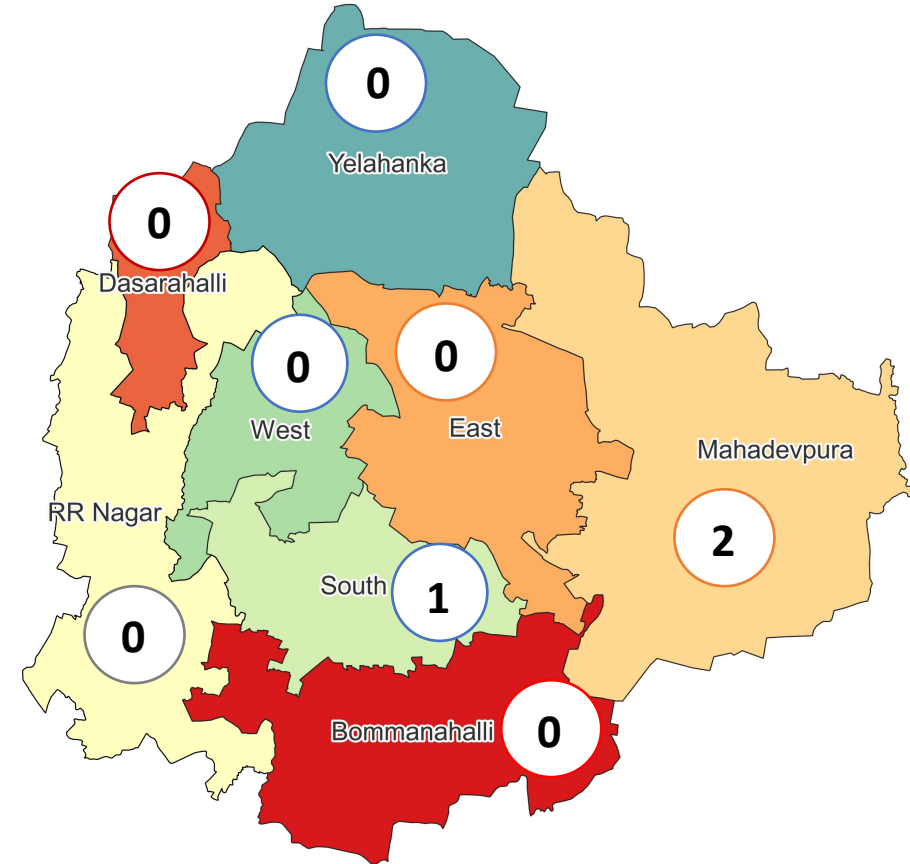


CONTAINMENT ZONE DETAILS



Zone Name	TOTAL CZs	Less Than 5 Cases	5 To 14 Cases	More Than 14 Cases
BOMMANAHALLI	0 (-)	0 (-)	0 (-)	0 (-)
DASARAHALLI	0 (-)	0 (-)	0 (-)	0 (-)
EAST	0 (-)	0 (-)	0 (-)	0 (-)
MAHADEVPURA	2 (▲2)	2 (▲2)	0 (-)	0 (-)
RR NAGAR	0 (-)	0 (-)	0 (-)	0 (-)
SOUTH	1 (-)	1 (-)	0 (-)	0 (-)
WEST	0 (-)	0 (-)	0 (-)	0 (-)
YELAHANKHA	0 (-)	0 (-)	0 (-)	0 (-)
TOTAL	3 (▲2)	3 (▲2)	0 (-)	0 (-)

Total Active Containment Zones



Types of Containment

Zone Name	Apartments	Individual House	Hostels/Quarters	Others	Schools/Colleges
BOMMANAHALLI	0 (-)	0 (-)	0 (-)	0 (-)	0 (-)
DASARAHALLI	0 (-)	0 (-)	0 (-)	0 (-)	0 (-)
EAST	0 (-)	0 (-)	0 (-)	0 (-)	0 (-)
MAHADEVPURA	2 (▲2)	0 (-)	0 (-)	0 (-)	0 (-)
RR NAGAR	0 (-)	0 (-)	0 (-)	0 (-)	0 (-)
SOUTH	1 (-)	0 (-)	0 (-)	0 (-)	0 (-)
WEST	0 (-)	0 (-)	0 (-)	0 (-)	0 (-)
YELAHANKHA	0 (-)	0 (-)	0 (-)	0 (-)	0 (-)
TOTAL	3 (▲2)	0 (-)	0 (-)	0 (-)	0 (-)

▲▼ : Shows increase and decrease in numbers as compared to previous day



GOVT. QUOTA COVID BED STATUS AS ON 29.04.2022



SR. NO.	Facility Type	No. of Hospital	Total Allocated Beds for C+ Patients					Occupied Beds for C+ Patients					Net Available Beds for C+ Patients				
			Gen Beds	HDU	ICU Beds	ICU-V	Total	Gen Beds	HDU	ICU Beds	ICU-V	Total	Gen Beds	HDU	ICU Beds	ICU-V	Total
1	Government Medical Colleges	4	120	255	33	27	435	0	0	0	0	0	120	255	33	27	435
2	Government Hospitals	18	637	292	74	95	1,098	0	0	0	0	0	637	292	74	95	1,098
3	Private Medical Colleges	12	178	200	66	35	479	0	0	0	0	0	178	200	66	35	479
4	Private Hospitals	32	181	61	49	42	333	0	0	0	0	0	181	61	49	42	333
5	Covid Care Centre	1	50					0					50				
Total Beds		67	1,166	808	222	199	2,395	0	0	0	0	0	1,166	808	222	199	2,395

* Status as on 29.04.2022 – 05:05 PM

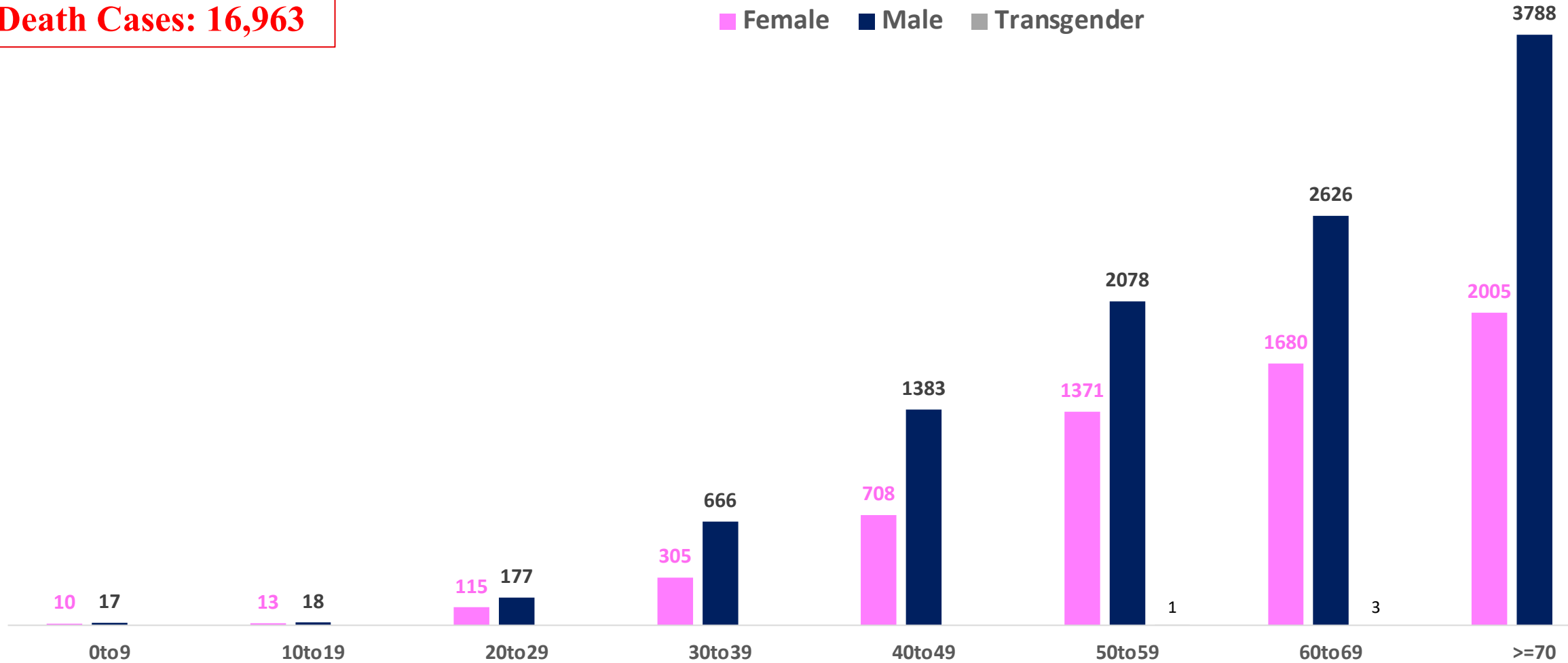


AGE AND GENDER WISE DISTRIBUTION OF DEATH CASES



Death Cases: 16,963

Female Male Transgender





VACCINATION COVERAGE AS ON 28.04.2022



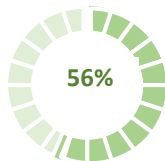
Total Doses Administered

1,88,25,402

▲ 16,273

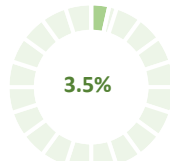
Total 12-14 years Population : 2.82 Lakhs

1ST DOSE



56%
1,58,823
Doses administered
▲ 2322

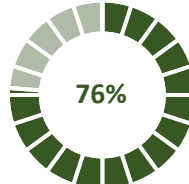
2ND DOSE



3.5%
9877
Doses administered
▲ 906

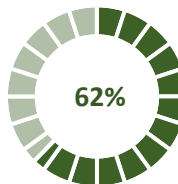
Total 15-18 years Population : 4.42 Lakhs

1ST DOSE



76%
3,37,340
Doses administered
▲ 305

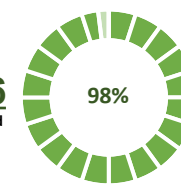
2ND DOSE



62%
2,75,676
Doses administered
▲ 320

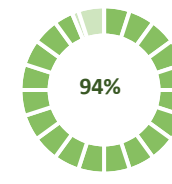
Total adult Population : 91.7 Lakhs

1ST DOSE



98%
89,90,840
Doses administered
▲ 525

2ND DOSE



94%
85,92,700
Doses administered
▲ 3075

Priority Group*

Health Care Workers

Dose 1

2,10,289
Doses administered
▲ 0

Dose 2

2,06,169
Doses administered
▲ 16

Frontline Workers

Dose 1

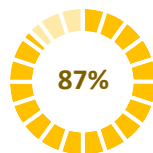
3,81,755
Doses administered
▲ 1

Dose 2

3,72,180
Doses administered
▲ 7

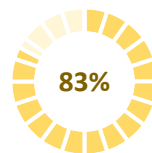
18 - 44 Years Coverage

Dose 1



87%
57,27,256
Doses administered
▲ 394

Dose 2



83%
54,36,402
Doses administered
▲ 2397

PRECAUTION DOSE



4,60,146
Doses administered
▲ 8,797

PRECAUTION DOSES ADMINISTERED

Health Care Workers

69,383
Booster Doses administered
▲ 612

Front Line Workers

59,275
Booster Doses administered
▲ 1095

60 + Years Coverage

2,84,310
Booster Doses administered
▲ 3572

18 + Years Coverage

47,178
Booster Doses administered
▲ 3,518

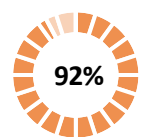
45 - 59 Years Coverage

Dose 1



95%
16,92,797
Doses administered
▲ 62

Dose 2



92%
16,36,130
Doses administered
▲ 423

60 + Years Coverage

Dose 1



100%
9,78,743
Doses administered
▲ 69

Dose 2



100%
9,41,819
Doses administered
▲ 254

▲ indicates the increase in last 24 hours



COVID-19 SCENARIO IN BENGALURU AND OTHER METROPOLITAN CITIES



CITY NAME	Positive Cases	Active Cases	Recovered	Deceased	Vaccine Doses Administered
New Delhi	18,79,948	5,250	18,48,526	26,172	3,34,46,852
Bengaluru*	17,83,464	1,667	17,64,834	16,963	2,16,55,975
Mumbai	10,58,713	562	10,38,589	19,562	2,08,64,467
Chennai	7,51,657	323	7,42,266	9,068	1,03,77,177
Kolkata	4,47,192	272	4,41,264	5,656	99,99,312

Source : <https://dashboard.cowin.gov.in/> at 5:07pm (29.04.2022)
Source : <https://www.covid19bharat.org/> at 5:07pm (29.04.2022)

*includes BBMP & Bengaluru Urban



SNAPSHOT OF COVID-19 CASES IN BENGALURU URBAN



**Total Wards With
<=5 Cases* :
167**

**Tests Conducted
On 28.04.2022:
3,970**

**Recovery
Rate:
98.96%**

**Total
Active Cases :
1,667**

**Total Vaccinated on
28.04.2022:
16,273**

**Positivity
Rate* :
2.90%**

**Active
Rate:
0.09%**

**Case
Fatality Rate* :
0.00%**



*Total positive cases In the past 7 days

*CFR and positivity is for Past 7 days



ಬೃಹತ್ ಬೆಂಗಳೂರು ಮಹಾನಗರ ಪಾಲಿಕೆ
Bruhat Bengaluru Mahanagara Palike



Download BBMP Bulletin	https://apps.bbmpgov.in/covid19/mediabulletin.php
For BBMPCovid19 Bed Status:	https://apps.bbmpgov.in/covid19/en/Bedstatus.php
To register for vaccination :	https://selfregistration.cowin.gov.in/
BBMP COVID19 Dashboard:	https://apps.bbmpgov.in/covid19/
Follow us on:	 www.facebook.com/bbmp.comm1/
	 twitter.com/BBMPCOMM

Issued by:

Honorable Chief Commissioner, BBMP
Special Commissioner Health & IT, BBMP
MD, Bengaluru Smart City Limited

THANK YOU !



ಅರೋಗ್ಯ ಮತ್ತು ಕುಟುಂಬ ಕಲ್ಯಾಣ ಇಲಾಖೆ

**ದೈಹಿಕ
ಅಂತರ
ಅತಿ ಅವಶ್ಯಕ**

ಜ್ವರ, ನೆಗಡಿ, ಕೆಮ್ಮು ತರಹದ ಕೋವಿಡ್-19 ಲಕ್ಷಣಗಳಿದ್ದಲ್ಲಿ ಅತ್ಯಲ್ಪ ಸಹಾಯವಾಣಿ 14410 ಗೆ ಕರೆ ಮಾಡಿ
ಹೆಚ್ಚಿನ ಮಾಹಿತಿಗಾಗಿ 24X7 ಉಚಿತ ಅರೋಗ್ಯ ಸಹಾಯವಾಣಿ 104 ಕ್ಕೆ ಕರೆ ಮಾಡಿ

ವ್ಯಕ್ತಿಯೇ ಅರೋಗ್ಯ ಎಷ್ಟೆಡೆಯೂ ಅರೋಗ್ಯ

